

ROAD MACHINERY

KOMATSU

ROAD TO SUCCESS

A PUBLICATION FOR AND ABOUT ROAD MACHINERY LLC CUSTOMERS

WWW.RMLROADTOSUCCESS.COM

Associated Ready Mixed Concrete Inc.

Meet California's largest family-owned
concrete manufacturer



Matt Cassara,
Director of Maintenance
and Procurement

A Message from the President



Nate Kendall

**Join us in
celebrating
Komatsu's 100th
anniversary**



Dear Valued Customer:

We could not be more proud of our association with Komatsu, which is celebrating its 100th anniversary. I believe you will find the article about Komatsu's rich history and how it is "creating value together" with distributors like us and customers like you to be an interesting read.

While there are still challenges ahead, the future looks much brighter than it did at this time last year. We applaud Congress for passing the \$1.2 trillion Infrastructure Investment and Jobs Act. The multiyear bill will provide much-needed funding for fixing aging roads and bridges, expanding public transit and internet access, modernizing the electric grid, and improving water and wastewater systems. It's a historic investment in our nation's infrastructure.

New legislation often includes funds set aside to study modern technologies and the potential positive effects they could have on efficiency and productivity. If you are in the construction industry, you already know that technology is making a significant difference in how site work will be done. For instance, GPS grading is helping contractors get to grade faster than ever with reduced owning and operating costs.

In this issue, learn more about Komatsu's latest addition to its intelligent Machine Control 2.0 lineup: D39i-24 dozers with integrated GPS. They can push a sizable load and finish grade like no other, in a package that can be easily transported between job sites on a small trailer.

GPS systems have come a long way since their introductions and have continued to gain popularity because they were proven to work. The last few years have seen the genesis of value-added technology, such as telematics, that not only helps with your earthwork practices, but also tracks machinery so you can see trends, production and more, which can improve your management skills.

Today, companies like Komatsu are taking these systems to the next level by giving you the ability to see how your machines are running and their overall health, view manuals, order parts, and much more from a computer, tablet or your smartphone. Inside, learn about My Komatsu and how it combines several legacy systems into one easy-to-navigate application that puts fleet management at your fingertips.

The last century saw Komatsu lead the way in equipment and technology innovation. We are looking forward to what it has in store for the future.

As always, if there is anything we can do for you, please call one of our branch locations.

Sincerely,

Nate Kendall
President & CEO



KOMATSU

ROAD TO SUCCESS

A PUBLICATION FOR AND ABOUT ROAD MACHINERY LLC CUSTOMERS

In this issue

Associated Ready Mixed Concrete Inc. pg. 4

Meet California's largest family-owned concrete manufacturer.

New Product Line pg. 9

Read about Road Machinery LLC's partnership with IRock Crushers.

Roots Run Deep pg. 10

Celebrate Komatsu's 100th anniversary by learning about its historical impact on the construction industry and future plans for improvement and innovation.

Expanded Offerings pg. 15

See how Road Machinery LLC recently expanded its BOMAG partnership in Arizona.

Digital Age pg. 19

Learn about BOMAG's BOMAP Connect app, which provides greater efficiency with less passes to reach target compaction.

Project Notes pg. 22

Check out Komatsu's smallest intelligent Machine Control 2.0 dozer: the 105-horsepower D39i-24.

New Product pg. 25

Get a glimpse of the new Komatsu WA480-8 yard loader arrangement, a versatile machine that helps increase productivity.

Product Spotlight pg. 26

Take a look at Komatsu's new D475A-8 mining dozer that features a re-engineered mainframe and delivers higher levels of production.

New Solution pg. 27

Discover how to visualize the status of your job site and better manage your business with Smart Construction Dashboard.

Support Solution pg. 28

Find out how you can get more actionable data from your telematics system with My Komatsu.

Executive Team

Nate Kendall,
President & CEO

Bill Dwyer,
CFO

Takeshi (Teddy) Yamada,
Executive Vice President

Chris Bennett,
VP of Product Support

Shaun Brown,
VP of Construction and Rental Sales

Arizona

Neil Morsett,
Phoenix Branch Manager

Jason Faust,
Tucson Branch Manager

Ted Alonzo,
GM of Product Support Mining

Phoenix (Corp.)

926 S. 7th St.
1 (800) 989-7121

Prescott

1071 Commerce Dr.
(928) 778-5621

Phoenix Reman

716 S. 7th St.
(602) 252-7121

Tucson

3285 E. 44th St.
(520) 623-8681

Phoenix CE

902 S. 7th St.
(480) 545-2400

California

Dennis Alias,
Regional Sales Manager, California

Chad Miller,
Perris Branch Manager

Bakersfield

3501 Unicorn Rd.
(661) 695-4830

Pico Rivera

3539 San Gabriel River Pkwy.
(562) 699-6767

Fresno

5461 S. Nikita Avenue
(559) 834-3149

Redding

1164 Prestige Way
(530) 229-3820

Hayward

1441 Industrial Pkwy. W.
(510) 659-1903

Sacramento

3650 Seaport Blvd.
(916) 375-3540

Mojave

1265 Business Hwy. E.
(661) 824-2319

Santa Rosa

3350 Regional Pkwy.
(707) 544-4147

Perris

475 W. Rider St.
(909) 355-3600



KOMATSU


Published for Road Machinery LLC.
© 2021 Construction Publications Inc. Printed in the USA.

Road Machinery LLC is an equal opportunity and Affirmative Action employer. We will not discriminate based on race, color, religion, sex, national origin, veteran status or disability. RML is a government contractor and sub-contractor and is subject to federal provisions as required by the OFCCP.

California's largest family-owned concrete manufacturer builds decades of success with determination and 'guts'



Matt Cassara,
Director of
Maintenance and
Procurement



"JR" Perry Miko,
General Manager
(Retired)

Few companies would be bold enough to include the word "guts" in their marketing. Associated Ready Mixed Concrete Inc. (ARM), however, takes pride in it because courage and conviction have been crucial to its success during the last six decades.

"We are concrete experts with the passion, the expertise and the guts to take on any job," ARM says on its website. "We are your trusted partner. This has been our unbending mission since 1949."

That attitude helped build ARM from a small entity into the largest family-owned concrete manufacturer in California, with more than a dozen plants located across Southern California, including several in the greater Los Angeles area. Founded by Andre Caillier, it is now in its second generation of leadership with his sons, Kurt and Randy, serving as president and vice president, respectively.

ARM claims several areas of expertise such as massive continuous pours, heavy engineering projects, residential, public works, highways and bridges, architectural, rapid strength,

liquid color, and jobs that require portable plants. ARM also has several green products that help customers earn LEED (Leadership in Energy and Environmental Design) points from the U.S. Green Building Council: pervious concrete, recycled concrete for base and some mix designs, flowable fill, mix designs for Insulating Concrete Forms (ICFs), and mix designs for concrete paving.

1 to 1 million

"Whether it's 1 cubic yard or more than 1 million, we handle all types of jobs," ARM states. That's been the case over the past five decades as the requests for its products grew.

ARM has been involved in some of the biggest and most unique pours in Southern California, including more than 120,000 yards of temperature-controlled concrete for a water treatment plant in Los Angeles County. A similar amount went to the Metro Line tunnel from Universal City to Hollywood — 90,000 yards of which contains a high-range water reducer.

It sent approximately 140,000 cubic yards to the Los Angeles Convention Center for an expansion project and was involved in the U.S. Bank Building in downtown L.A. where 6,500 cubic yards were poured in 17 hours for its foundation.

Quarry to supply materials

To ensure the firm can produce the large volume of concrete ARM handles, it has to have a consistent supply of raw materials such as aggregate and sand. About five years ago, it started production at its own quarry near Palmdale, Calif., that supplies several of its locations on the northern side of the Los Angeles metro area.

"We wanted to be able to mine materials for ourselves at this location," said General Manager "JR" Perry Miko, who recently retired. "Our focus right now is on ready mix products such as 1-inch rock, 3/8-inch rock and sand. All are approved for use on California Transit, or CALTRANS, projects and are listed on its authorized list of innocuous aggregates for concrete."

Currently, personnel is mining raw materials from an approximately 20-foot-high face. Operators dig

An Associated Ready Mixed Concrete (ARM) operator moves materials from the face to its primary crusher with a Komatsu WA600-8 wheel loader at its quarry near Palmdale, Calif. "We purchased the WA600 about a year ago as a backup," recalled Matt Cassara, director of maintenance and procurement for ARM. "The idea was to have it available for mining and, if needed, loading trucks. The operators liked it so well that it became a main production machine. It has a 10-yard bucket, so it will move a lot of earth fairly quickly."





► VIDEO

Operator Fabyan Romo loads a truck with a Komatsu WA270-8 at one of Associated Ready Mixed Concrete's yards in the Los Angeles area. "It has more power than the competitive loader we were using, so it will move material faster, and production is better," said Romo. "It's very comfortable and a fun ride."

into it with a Komatsu WA600-8 wheel loader, which is also used to transport the rock/clay mix to a jaw crusher for initial sizing.

"We purchased the WA600 about a year ago as a backup in case one of our competitive loaders went down," recalled Matt Cassara, director of maintenance and procurement for ARM. "The idea was to have it available for mining and, if needed, loading trucks. The operators liked it so well that it became a main production machine. It has a 10-yard bucket, so it will move a lot of earth fairly quickly."

After running through the jaw, the material goes through a scalping screen that removes most of the clay before it runs by conveyor to a secondary crushing plant. Final steps involve separating, washing and stockpiling.

Finished product is loaded onto trucks with a WA500-8. "Much like the WA600, we wanted something comparable to a competitive brand's size of loader, and our operators really like it. The WA500 gives them the ability to load tandem trucks in a couple of passes," said Miko. "What really stands out with the WA500 and WA600 is their ability to perform day in and day out

without issues or downtime, even when they're running 16 hours a day. Plus, we're in the desert, so conditions can be harsh — from brutal heat to freezing temperatures, sometimes on the same day — depending on the time of the year."

Developing a great relationship with Road Machinery LLC

Cassara and Miko worked closely with Road Machinery LLC to acquire the loaders for the quarry, as well as eight WA270-8s for ARM's ready mix locations around Los Angeles.

"The larger loaders are great for a wide-open application such as a quarry," said Cassara. "They are way too big for our concrete yards. Space is at a premium, so we need loaders that give us maneuverability, as well as high-production to keep our concrete plants fed. The WA270s give us that balance of capabilities. We credit Road Machinery and his guidance for helping us find the right loaders."

Cassara tracks all loaders with Komatsu's Komtrax remote telematics system, checking for production and idle time with a laptop or desktop computer, or the app on his smartphone.



Discover more at
RMLRoadToSuccess.com

Continued...

'Processes are ever-evolving'

... continued

"Komtrax gives us visibility into what is happening with the loaders at any given time," said Cassara. "If there is excessive idle time, we can address that immediately to reduce wasted fuel and unproductive hours. It's a great fleet management tool."

Road Machinery also tracks all of ARM's loaders with Komtrax to check for updates and codes, as well as for hours, so that Road Machinery's technicians can perform complimentary, scheduled maintenance for the first 2,000 hours or three years under Komatsu Care.

"We told Road Machinery that anyone can sell a piece of equipment. What we need is someone that will ensure it's taken care of after the sale, because we were having trouble with that before," stated Cassara. "Road Machinery stepped up and not only made sure we had the proper size of equipment, but that it's serviced on schedule, and any issues are addressed right away. We have developed a very good relationship."

Phase 2 underway

With decades of experience under its belt, ARM is unlikely to change in terms of operations and practices. On the other hand, Miko emphasized that processes are ever-evolving at the quarry. It is only using a small percentage of the 350 acres it's located on.

"We are in the second of a four-phase plan that will take years to execute," said Miko. "Determining the most efficient and effective ways of getting materials from one point to another is ongoing. We also have a unique alluvial fan (a triangle-shaped deposit of gravel, sand and other materials) that comes from the mountainside around us.

"There are decades of reserves here, so this site should go on for some time to come," Miko added. "Eventually, we may make additional materials here, but for the foreseeable future, it's all about getting what Associated Ready Mixed needs for concrete. It's doubtful that will change any time soon, if ever." ■

An operator lifts material with a Komatsu WA600-8 wheel loader. "What really stands out with the WA500 and WA600 is their ability to perform day in and day out without issues or downtime, even when they're running 16 hours a day," said retired General Manager "JR" Perry Miko.



**KOMATSU**

Connected to your success

Now you can stay connected to your fleet and your business – instantly. From a cell phone, laptop, tablet - simply log on to My Komatsu, your free online portal for remote fleet management, parts ordering and tracking, parts and service news, and other real-time, customized information.

mykomatsu.komatsu

WE'RE DRIVEN BY THE CONTRACTOR'S DAILY HUSTLE

Equipment built to optimize your
project and grow your profit.



roadmachinery.com
1.800.989.7121

irockcrushers.com

CRUSHERS ▲ SCREENS ▲ CONVEYORS



Road Machinery LLC to carry IRock Crushers' equipment in Arizona, Southern California

Road Machinery LLC is now the dealer for IRock Crushers' line of portable and mobile crushing, screening and conveying equipment throughout Arizona and Southern California. IRock Crushers manufactures a large number of products to fit most any need — including multiple jaw, cone and impact crushers that can be used as primary and secondary units; a variety of scalping and finishing screens; and portable conveyors.

"Road Machinery is pleased to partner with IRock in the sales, service and rental of their unmatched crushers, screens and conveyors," said Joel Cook, former president and CEO of Road Machinery. "We have learned that IRock is a top-of-the-line manufacturer that provides great design, quality and product support through our market research and industry data. Having IRock as a key vendor in Arizona and Southern California will strengthen our presence in our construction markets, providing Road Machinery the opportunity to be a greater solutions provider to our valued customers."

'Perfectly positioned'

IRock Crushers representatives said the manufacturer partnered with Road Machinery because of its commitment to providing the best equipment and most responsive service to

customers. IRock added that with four locations in Arizona and four more in Southern California, Road Machinery is a leader in those markets.

"Road Machinery is perfectly positioned to represent our company and the quality of our product line," said Nate Russell, director of sales and business development at IRock Crushers. "I am truly impressed with Road Machinery, and I'm thrilled to work with their team moving forward. They have a proven track record of taking care of customers and are experts in heavy equipment. We are all excited for the coming successes of both IRock and Road Machinery."

IRock Crushers General Manager Chris Larson added, "From the outset, I was very impressed with Road Machinery leadership and the ambitious direction that's charted. It was immediately clear that Road Machinery's core values define who they are, what they do and most importantly, how they plan to execute by supplying 'difference making' products and service to maximize customers' satisfaction. The synergies abound as IRock understands the importance for employees, dealers and vendors to have a crystal-clear vision of the business and what it stands for. We take our partnerships seriously; it is imperative we align with like-minded entities to ensure success." ■

To learn more about IRock Crushers, contact your Arizona or Southern California branch or sales representative and visit www.irockcrushers.com

IRock Crushers named Road Machinery LLC its dealer for crushing, screening and conveying equipment in Arizona and Southern California. "Having IRock as a key vendor in Arizona and Southern California will strengthen our presence in our construction markets, providing Road Machinery the opportunity to be a greater solutions provider to our valued customers," said Joel Cook, former president and CEO of Road Machinery.



Komatsu continues to shape the future of construction and mining operations as it celebrates its 100th anniversary



Discover more

One hundred years ago, Komatsu City, Japan, faced a potential crisis with the closure of a nearby copper mine that was a vital source of jobs. Meitaro Takeuchi, an entrepreneur dedicated to advancing educational opportunities and improving mine efficiency, knew there had to be a way to save the livelihoods of the community members who relied on the mine.

In 1917, he established Komatsu Iron Works, a machinery company for maintaining mining equipment. In 1921, Takeuchi and a group of investors founded Komatsu Ltd., which began producing cast steel products, providing new employment to those who had been dependent on the now-depleted mine. The first product, produced in 1924, was a one-cylinder sheet-forming machine.

While Komatsu continues to manufacture industrial presses, over the past 100 years it has expanded its portfolio of products to include forklifts as well as construction and mining equipment. The first machine Komatsu shipped outside of Japan was in 1955, when it sent a motor grader to Argentina. A Komatsu dozer

arrived in North America in 1964, marking the company's presence in that market.

Komatsu celebrated its official 100th anniversary on May 13, 2021. Throughout the next year, there will be a series of activities focused on the company's commitment to its new brand promise of "creating value together." That value will be created "through manufacturing and technology innovation to empower a sustainable future where people, businesses and our planet thrive together," according to Komatsu.

The company added that its core values include:

- **Ambition:** With a 'challenging spirit' and without fear of failure, we innovate and always aspire to do more.
- **Perseverance:** Even when the work is difficult, we remain committed to our promises and reliably carry them through to completion.
- **Collaboration:** Creating value comes from teamwork, inclusion, respect, diversity and a win-win approach to all relationships.
- **Authenticity:** To earn and maintain trust, we always act with sincerity, integrity and honesty, and communicate transparently.

Continual innovation

Back in 1902, prior to founding Komatsu Ltd., Takeuchi was already helping the community and mine employees by taking over operations at the copper mine. He funded projects to mechanize processes and teach new skills to the people. Takeuchi established schools, sent staff overseas to learn the latest techniques, and purchased machines to improve efficiency. He funded and supported a science and engineering department at a university in Tokyo, as well as a local industrial school to significantly advance educational opportunities and options in the rural areas near Komatsu City.

As Takeuchi and his team worked to grow operations, he remained true to his principles: quality first, technology innovation, globalization and the development of people.

"As we expanded around the world, we leveraged the strengths of global production while nurturing local leadership and creating

Continued ...

In 1970, the first Komatsu headquarters in North America was established in San Francisco. Subsequent headquarters were in Atlanta and the Chicago suburbs. The company is now based in the city of Chicago.

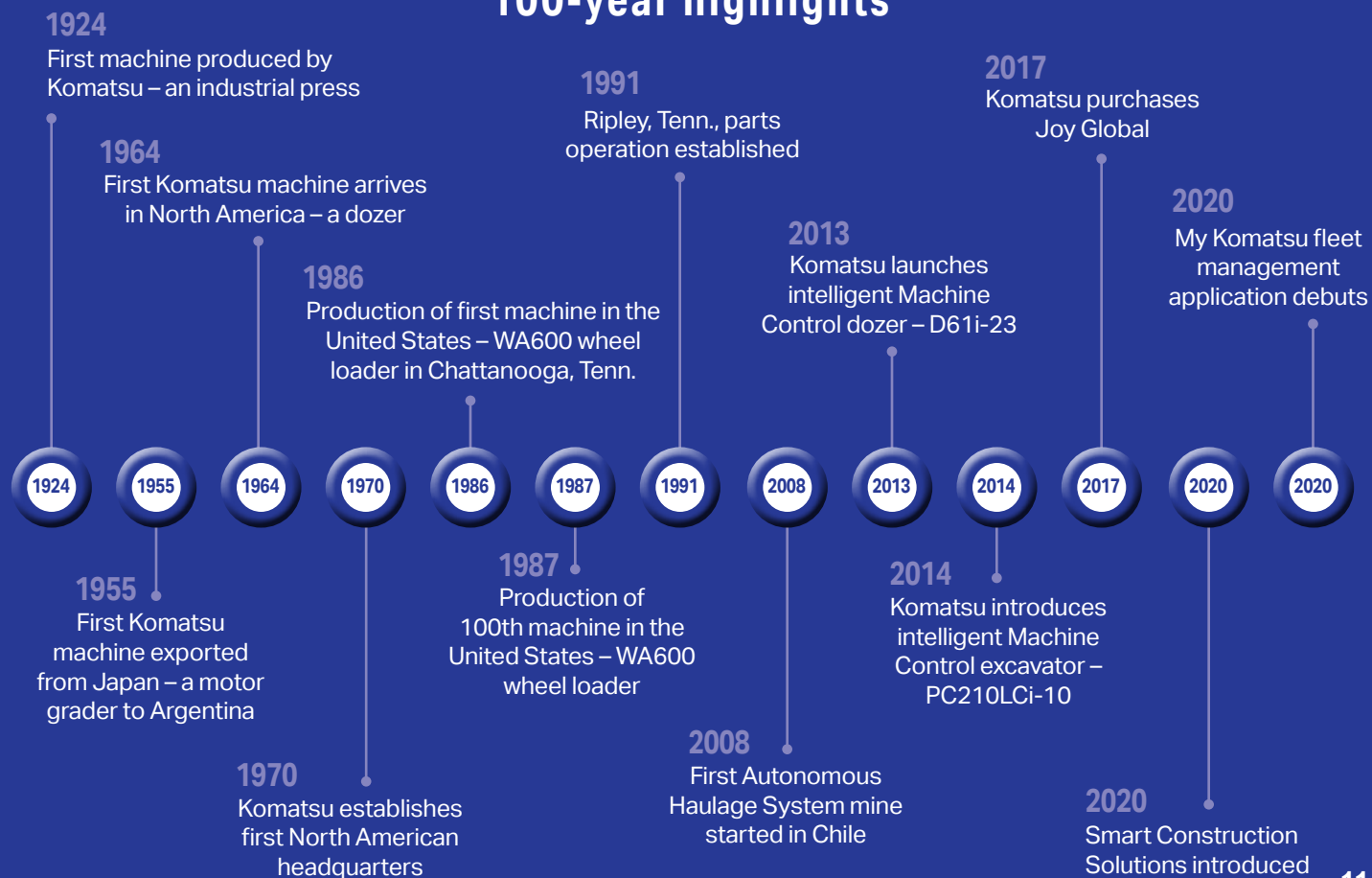
*Komatsu arrives in the U.S.A.
This machine is travelling the
streets of San Francisco*





Komatsu Ltd. was founded in 1921 by Meitaro Takeuchi and a group of investors. Takeuchi was an entrepreneur with a humanitarian vision committed to enhancing the quality of life, developing future generations and growing with society's needs.

100-year highlights



Takeuchi's innovative spirit

... continued

value for the customers we serve, investing in every community and supporting society where we worked. With each challenge faced, Komatsu teams pushed forward together, working to innovate, diversify into new markets and expand globally," Komatsu's origin story states.

Takeuchi's innovative spirit can still be seen today. Komatsu pioneered autonomous technology and has had driverless trucks in mines around the world since 2008, and by July 2020, over 3 billion metric tons had been hauled autonomously. It brought integrated GPS to dozers and excavators with intelligent Machine Control to help operators get to grade faster with less staking and without masts or cables. It introduced complimentary, scheduled maintenance and tools such as My Komatsu to provide more efficient fleet management. To help customers manage projects from preconstruction to project closeout, increase productivity and efficiency, and digitize the job site, Komatsu is rolling out its suite of Smart Construction solutions.

"In our next 100 years, Komatsu will focus on supporting the mining, construction, forestry, industrial machinery and agriculture industries in their transformations to the digital workplace of the future: equipment and people, connected through smart technologies on an open platform, driving towards zero harm, zero waste

and zero emissions. By helping to digitize job sites worldwide, our customers can optimize on-site operations towards a carbon-neutral environment," the company stated.

Long-term sustainability efforts

Takeuchi's vision and strong guiding principles stood the test of time. Through the years, Komatsu's continued investment in core capabilities and strategic acquisitions have connected smart, diverse people and cutting-edge technologies with a shared belief that partnerships are the best way to solve challenges and meet society's needs.

"Komatsu's philosophy is passed down from generation to generation through our principles, strategies, The Komatsu Way and the belief that Corporate Social Responsibility is part of our core business and the value we create," the company said. "In regions across the globe, Komatsu continues to provide products and solutions which address social needs and give back to communities where we do business by leveraging the skills and the passion of our people. We seek to play an active role in supporting the long-term success of society through sustainable efforts that reach far beyond Komatsu.

"From our founding city to the global community in which we operate today, we know we are stronger when we are creating value together." ■

Komatsu's collaboration with customers has led to innovative solutions, such as intelligent Machine Control and Smart Construction, that leverage the latest technology to digitize and optimize the job site.





The My Komatsu
Parts Store makes it
easy to get what you
need to keep your
equipment running
at its best.

Don't have a My Komatsu
account? No problem!

Check out as our guest at
mykomatsu.komatsu

KOMATSU
My Komatsu

SUPERIOR TECHNOLOGY AND OPTIMAL COMPACTION!

The BOMAG Heavy Tandem Roller line gives you the most reliable and technologically advanced machines in the industry. Always easy to service and operate, you get optimal compaction every time, on every job. We build a full line-up of tandem rollers from 3,500 lbs to 35,000+ lbs and every model comes with BOMAG superior technology. Contact your local BOMAG Dealer for more information or a product Demo.

FAST AND EASY MAINTENANCE

All daily maintenance points can be reached quickly and easily from the ground, saving time and improving safety.

ERGONOMIC OPERATOR STATION

An ergonomic operator station provides optimal views of the work area and the highest standard of comfort for long productive hours on the job site.

EXCELLENT FUEL EFFICIENCY

BOMAG ECOMODE provides load-dependent, economical operation without using unnecessarily high engine speeds. This gives you excellent fuel efficiency on all types of projects.



THREE TYPES OF VIBRATION TO CHOOSE FROM!

Only BOMAG Tandem Rollers offer three vibration systems to meet your specific needs. Choose from double vibration, TanGo or ASPHALT MANAGER to get an optimal finish every time, on every job.



EFFICIENT COMPACTION EVERY TIME

The optional ECONOMIZER system accurately tells the operator when optimum compaction has been reached. This avoids over-compaction, unnecessary passes, and saves time and money.



www.roadmachinery.com

902 S. 7th Street,
Phoenix, Arizona 85034
(480) 545-2400

1071 Commerce Drive,
Prescott, Arizona 86305
(928) 778-5621

3285 E. 44th Street,
Tucson, Arizona 85713
(520) 623-8681

Road Machinery LLC expands BOMAG coverage in Arizona

Road Machinery LLC expanded its partnership with BOMAG Americas in Arizona and now carries all makes of the brand, which is a leader in soil, asphalt and landfill compaction. Road Machinery President and CEO Nate Kendall said the move paves the way for growth in Arizona's roadbuilding and construction markets.

"Road Machinery is pleased to partner with BOMAG in serving our valued customers in Arizona," said Kendall. "I have always felt that BOMAG was a leader in affordable and reliable compaction equipment."

"Fast forward to today with BOMAG's state-of-the-art facility in the United States supporting a full line of road equipment such as mills, pavers, stabilizers and rollers," Kendall continued. "Road Machinery is happy

to be a part of BOMAG's growth strategy via innovation and customer satisfaction."

Cole Renken, BOMAG Americas vice president – sales & marketing, added, "Road Machinery is a well-respected equipment dealer serving its customers since 1955 through industry leading equipment, products and aftermarket support. By combining BOMAG Americas and Road Machinery together in Arizona, we can better serve the asphalt, milling, landfill and soil compaction for all current and new BOMAG customers."

For more information about BOMAG machinery, contact your nearest Arizona Road Machinery branch or your sales representative. ■

Road Machinery LLC recently expanded its BOMAG partnership in Arizona. "I have always felt that BOMAG was a leader in affordable and reliable compaction equipment," said Road Machinery President and CEO Nate Kendall. "Road Machinery is happy to be a part of BOMAG's growth strategy via innovation and customer satisfaction."





RENTAL MACHINES



KOMATSU[®] ARTICULATED TRUCKS

MODEL	MAX WEIGHT	PAYLOAD	CAPACITY	TRAVEL SPEED	H.P.	TIER
HM300-5	116,823 lbs	30.9 tons	22.4 yd	36.4 mph	332	T4F
HM400-5	162,597 lbs	44.1 tons	31.4 yd	34.7 mph	469	T4F



KOMATSU[®] CRAWLER DOZERS

MODEL	WEIGHT	BLADE	CAPACITY	BLADE WIDTH	H.P.	TIER
D39EX-24**	22,000 lbs	PAT	2.89 yd	8'11"	105	T4F
D39PX-24**	22,800 lbs	PAT/ LGP	3.14 yd	10'8"	105	T4F
D51EX-24**	30,800 lbs	PAT	3.5 yd	10'0"	131	T4F
D51PX-24**	31,400 lbs	PAT/ LGP	4.4 yd	11'0"	131	T4F
D61EX-24**	40,800 lbs	PAT	4.41 yd	10'8"	168	T4F
D61PX-24**	42,900 lbs	PAT/ LGP	4.98 yd	12'8"	168	T4F
D65EX-18**	48,800 lbs	PAT/ Sigma	5.6 yd	18'6"	217	T4F
D65PX-18**	52,000 lbs	PAT/ Sigma	4.8 yd	19'7"	217	T4F
D155AX-8	89,300 lbs	Sigma	12.3 yd	13'4"	354	T4F
D375-8	163,340 lbs	Full-U	24.2 yd	15'8"	609	T4F

**Intelligent machines available for most sizes listed



KOMATSU[®] HYDRAULIC EXCAVATORS

MODEL	WEIGHT	DIG DEPTH	CAPACITY	DIG FORCE	H.P.	TIER
PC35-5	8,324 lbs	11'4"	0.24 yd	6,722 lbs	24.4	T4F
PC55MR-10	11,618 lbs	12'4"	0.24 yd	8,724 lbs	38	T4F
PC88MR-10	19,000 lbs	15'	0.37 yd	13,780 lbs	66	T4F
PC138USLC-11	37,500 lbs	18'	0.34 - 1.0 yd	18,300 lbs	97	T4F
PC170LC-11	43,000 lbs	19'7"	0.48 - 1.24 yd	24,470 lbs	121	T4F
PC210LC-11**	54,000 lbs	21'9"	0.66 - 1.22 yd	29,762 lbs	165	T4F
PC228USLC-10	54,000 lbs	21'9"	0.66 - 1.57 yd	31,085 lbs	158	T4F
PC240LC-11	56,000 lbs	22'8"	0.76 - 1.85 yd	34,171 lbs	177	T4F
PC290LC-11**	69,000 lbs	22'8"	0.76 - 2.13 yd	39,463 lbs	196	T4F
PC360LC-11**	81,000 lbs	23'11"	0.89 - 2.56 yd	51,150 lbs	257	T4F
PC390LC-11**	88,000 lbs	24'3"	0.89 - 2.91 yd	51,150 lbs	257	T4F
PC490LC-11**	110,000 lbs	25'5"	1.47 - 4.15 yd	53,790 lbs	359	T4F
PC650LC-11	146,000 lbs	30'5"	2.05 - 4.98 yd	64,150 lbs	429	T4F
PC800LC-8	184,705 lbs	34'9"	2.25 - 6.0 yd	82,010 lbs	487	T4F
PC1250LC-8	234,790 lbs	38'0"	4.4 - 8.8 yd	107,590 lbs	672	T4F

**Intelligent machines available for most sizes listed



KOMATSU[®] MOTOR GRADER

MODEL	WEIGHT	MOLDBOARD	DRIVE	H.P.	TIER
GD655	39,500 lbs	14'	4WD	218	T4F



KOMATSU[®] WHEEL LOADERS

MODEL	WEIGHT	TIPLOAD	CAPACITY	BREAKOUT	H.P.	TIER
WA200-7	25,827 lbs	16,854 lbs	2.6 yd	24,251 lbs	126	T4F
WA270-8	28,531 lbs	20,216 lbs	3.0 yd	29,487 lbs	149	T4F
WA320-8	33,731 lbs	21,186 lbs	3.5 yd	36,310 lbs	165	T4F
WA380-8	40,532 lbs	29,630 lbs	4.0 yd	35,495 lbs	191	T4F
WA470-8	53,352 lbs	38,493 lbs	5.0 yd	43,163 lbs	272	T4F
WA500-8	79,802 lbs	54,326 lbs	8.0 - 9.8 yd	51,150 lbs	353	T4F
WA600-8	118,385 lbs	67,200 lbs	10.2 yd	87,230 lbs	527	T4F
WA800-8	254,700 lbs	157,631 lbs	15.0 yd	155,117 lbs	856	T4F
WA900-8	256,618 lbs	158,380 lbs	15.0 - 9.0 yd	158,511 lbs	900	T4F



WATER TRUCKS & TANKS

MODEL	CAPACITY
HM300 WATER TRUCK	6,000 gals
HM400 WATER TRUCK	8,700 gals
STANDING WATER TANKS	12,000 gals



RIDE ON SWEEPER

MODEL	BRUSH WIDTH	HP
Superior SM74P - Front Mounted Brush	96"	74
Superior DT74P - Center Mounted Brush	96"	74



ASPHALT ROLLERS, PAVERS, COMPACTORS & MILL

MODEL TRENCH ROLLERS

BOMAG BMP 8500 | DYNAPAC D.ONE

WEIGHT

3,516 lbs

DOUBLE DRUM ROLLERS

BOMAG BW120 SL-5/AD-5 | DYNAPAC CC1200
BOMAG BW135 AD | DYNAPAC CC1300
BOMAG BW161 AD-5 | DYNAPAC CC3200, DYNAPAC CC4200
DYNAPAC 6200

6,063 lbs
8,818 lbs
22,046 lbs
30,800 lbs

COMBO ROLLERS

BOMAG BW138 AC-5 | DYNAPAC CC1400C

9,149 lbs

SINGLE DRUM ROLLERS

BOMAG BW145 DH-5 | DYNAPAC CA1300D 54" Single Drum Smooth Roller
BOMAG BW145 PDH-5 | DYNAPAC CA1300PD 54" Single Drum Pad Roller
BOMAG BW 177 DH-5 | DYNAPAC CA1400PD 66" Single Drum Smooth Roller
BOMAG BW 177 PDH-5 | DYNAPAC CA1400PD 66" Single Drum Pad Roller
BOMAG BW211 DH-5 | DYNAPAC CA2500D 84" Single Drum Smooth Roller
BOMAG BW211 PDH-5 | DYNAPAC CA2500PD 84" Single Drum Pad Roller

10,470 lbs
11,175 lbs
115,432 lbs
15,320 lbs
24,000 lbs
27,700 lbs

RUBBER TIRE ROLLERS

BOMAG BW11 RH-5 | DYNAPAC CP1200
BOMAG BW28
DYNAPAC CP2700

11,464-24,251 lbs
18,960-61,730 lbs
37K-60K lbs

MODEL PAVERS

BF 200 C-2
BF 300 C-2
BF 300 P-2
CR 820 T
CR 820 W
CR 1030 T
CR 1030 W

WIDTH

3'7" - 6'7"
5'7" - 11'2"
5'7" - 11'2"
8 - 16'
8 - 16'
10 - 20'
10 - 20'

WEIGHT

13,228 lbs
19,400 lbs
19,400 lbs
36,400 lbs
36,500 lbs
44,300 lbs
37,800 lbs

SOIL COMPACTORS

BC 473 EB-5
BC 772 EB-4

142"
150"

57,320 lbs
78,925 lbs

MILLING MACHINES

BM 600/15-2
BM 1200/30
BM 1200/35
BM 1300/35

2'
3'11"
3'11"
4'3"

17,196 lbs
44,092 lbs
52,029 lbs
52,470 lbs

*BOMAG product line only available in Arizona & Dynapac product line is available in California.



TELEHANDLERS

MODEL

MANITOU MTA12055
MANITOU MHT 790
MANITOU MHT 10180
Xtreme 1570

LH

55'
22'4"
31'7"
70'

CAPACITY

12,000
20,000
40,000
15,000



SKIDSTEERS

MODEL

MANITOU 1900R
MANITOU 2200R
MANITOU V3200T

CAPACITY

1,900
2,200
9,145

*attachments available for skidsteers



HYDRAULIC HAMMERS & MATERIAL PROCESSORS

MODEL

HP 150 FS
HP 200 FS
HP 350 FS
HP 550 FS
HP 800 FS
HP 1000 FS
HP 1100 FS
HP 2000 FS | GH6
HP 3000 FS | GH7
HP 4500 FS
HP 5000 FS | GH12
HP 7500 FS | GH15
HP 10000 FS
HP 12000 FS | GH18

ENERGY CLASS

150' lbs
200' lbs
350' lbs
550' lbs
800' lbs
1000' lbs
1100' lbs
2000' lbs
3000' lbs
4500' lbs
5000' lbs
7500' lbs
10000' lbs
12000' lbs

WEIGHT

135 lbs
180 lbs
360 lbs
510 lbs
710 lbs
860 lbs
980 lbs
2250 lbs
2650 lbs
3740 lbs
4200 lbs
5550 lbs
6950 lbs
9900 lbs

EXCAVATOR CLASS

PC55
PC55

PC78
PC138
PC170

PC210
PC290
PC360/390
PC490

Model

M28G
M28K
M35G
M35K

JAW OPENING

35.8 in
25.1 in
38.6 in
22.8 in

JAW TYPE

Pulverizing
Shearing
Pulverizing
Shearing

MAX CRUSH

125 tons
133 tons
127 tons
125 tons

WEIGHT

6,850 lbs
6,900 lbs
7,544 lbs
7,831 lbs

EXCAVATOR CLASS

PC200
PC200
PC300
PC300



SCALPING & FINISHING SCREENS, CONE, IMPACT & JAW CRUSHERS & CONVEYORS

MODEL

TS-409
TS-4512
TS-514
TS-514TD
TS-516
TS-520
TS-520TD
TS-620
TS-622
ITC-200
ITC-200CC
ITC-300

HOPPER CAPACITY

5.5 yd3
7.8 yd3
13 yd3
13 yd3
11.7 yd3
13 yd3
13 yd3
11.7 yd3
13.1 yd3
8.1 yd3
8.1 yd3
8.1 yd3

WEIGHT

33,951 lbs
50,700 lbs
59,965 lbs
63,933 lbs
77,175 lbs
79,366 lbs
80,468 lbs
97,020 lbs
88,200 lbs
89,221 lbs
114,640 lbs
108,027 lbs

SCREENBOX

4' x 9' Screen
4.5' x 12' Screen
5' x 14' Screen
5' x 14' Triple Deck Screen
5' x 16' Screen
5' x 20' Screen
5' x 20' Triple Deck Screen
6' x 20' Screen
6' x 22' Screen

MODEL

WJC-2844
TJ-2440
TJ-2745
TJ-2950

JAW SIZE

28" x 44"
40" x 24"
45" x 27"
50" x 29"

WEIGHT

107,000 lbs
76,280 lbs
96,783 lbs
112,440 lbs

MODEL

M-5032
M-8036
M-10036
MT-8036
MT-10036

LENGTH

39' x 4"
80'
100'
80'
100'

WEIGHT

9,020 lbs
20,000 lbs
25,000 lbs
25,500 lbs
28,000 lbs

MODEL

RDS-15
RDS-20
TC-15/ TC-15CC
TC-20

ROTOR SIZE

40" x 43"
40" x 56"
40" x 43"
40" x 56"

WEIGHT

97,940 lbs
127,300 lbs
95,000 lbs
98,500 lbs

TOP/BOTTOM DECK

5' x 14' double deck screen
5' x 16' double deck screen
5' x 12' double deck screen

General Rental Information

All rates are 28 day billing cycle (one month). Rates reflect 160 hr per month. All units with GET will be shipped with maximum 50% wear. All units will be subject to excessive tire wear and or tire damage charges. All units are FOB Road Machinery Facilities



ARIZONA

Phoenix 480.545.2400
Prescott 928.778.5621
Tucson 520.623.8681
Corporate 602.252.7121

CALIFORNIA

Pico Rivera 562.699.6767
Perris 909.355.3600
Mojave 800.989.7121
Bakersfield 661.695.4830

Fresno 559.834.3149
Hayward 510.659.1903
Santa Rosa 707.544.4147
Sacramento 916.375.3540
Redding 530.229.3820

Superior Broom



Superior Quality & Performance!

**ROAD
MACHINERY**

www.roadmachinery.com

PHOENIX, AZ • (480) 545-2400
TUCSON, AZ • (520) 623-8681
PRESCOTT, AZ • (928) 778-5621
FRESNO, CA • (559) 834-3149
PERRIS, CA • (909) 355-3600
REDDING, CA • (530) 229-3820

SACRAMENTO, CA • (916) 375-3540
SANTA ROSA, CA • (707) 544-4147
BAKERSFIELD, CA • (661) 695-4830
HAYWARD, CA • (510) 659-1903
PICO RIVERA, CA • (562) 699-6767
MOJAVE, CA • (661) 824-2319

BOMAP Connect app provides greater efficiency with less passes to reach target compaction

Meeting compaction requirements is essential on earthwork and asphalt projects. Testing that ensures you have met proper density often involves stopping the machine and waiting for results, which slows productivity and increases downtime.

Technology, such as BOMAG's BOMAP Connect, is bringing compaction into the digital age. It prevents unnecessary passes while saving time, fuel and money. The intelligent app uses GPS to document roller passes and draws an intuitively readable map of compaction progress in real time.

The operator knows exactly what needs to be done and where to achieve results, without the need to stop and wait for tests. It digitally documents compaction output and makes it immediately apparent where optimum compaction has been achieved or whether further passes are necessary.

The BOMAP app is available on regular Android 7.0 and higher smartphones and tablets. It does not require special hardware, and you can download it for free from the Google Play Store. It is immediately ready to use on all earthwork and asphalt construction sites, and no training is required.

"The introduction of the BOMAP app in 2019 was a giant step forward for soil and asphalt compaction," said Bert Erdmann, a compaction industry veteran with more than 25 years in the business and a leading expert for BOMAG Americas. "Now, BOMAP Connect represents the next level of intelligent compaction, as it offers cloud storage and additional features."


Live maps display real-time progress

Next level CCC (Continuous Compaction Control) can be monitored from your smartphone or tablet with BOMAP Connect. The entire compaction process of a construction project can be planned, controlled and documented for true Intelligent Compaction. After activating the smartphone or tablet in the roller, the app connects to the BOMAG JOBLINK Bluetooth interface and registers the machine parameters. The machine wirelessly transmits all relevant information, such as soil stiffness or temperature, to BOMAP Connect.

Continuous documentation and visualization mean operators are less likely to make one pass too many or too few. BOMAP Connect offers operators reassurance that they are consistently achieving excellent quality and optimizing time management as BOMAP Connect displays live maps of the construction site. A color scale marks compaction progress at all times.

Continued...

With BOMAP Connect, the entire compaction process of a construction project can be planned, controlled and documented. It shows site managers and every operator on the project the current compaction status of the entire job site.



'BOMAP Connect documents everything'

... continued

"Fewer passes translate into less wear on your equipment and improved on-site management," said Erdmann. "An added bonus is that it reduces your carbon footprint."

The operator passes over green and red areas until the target density has been reached, which is indicated by the map turning blue, eliminating guesswork and minimizing downtime. The color scale display can be adapted to any construction site. The number of passes and other values, the degree of compaction, and/or temperature can also be displayed.

"Think about it like this: in asphalt compaction, there is a narrow window of time once the material is laid to gain optimal compaction because the material is cooling," said Erdmann. "Using the app, a foreman can assess the material at a glance by color and then direct, for example, a finish or intermediate roller to an area before it cools off to help ensure the best

compaction results are being achieved — and BOMAP Connect documents everything. This interconnectivity creates the ideal conditions for next-level intelligent compaction."

Projects are stored in BOMAP Connect and can also be archived there and viewed at any time. When the work is finished, you can save your documentation in a PDF file or export it in various formats for detailed analysis, including in VETA format. Highly qualified analysis and/or further processing of the results in your own IT system is possible.

Compatible with other manufacturers

BOMAP Connect can be used on all compaction equipment, including competitive machines. It shows site managers and every operator on the job the current compaction status of the entire job site.

When using the optional open interface BOMAG JOBLINK Bluetooth connection on BOMAG equipment, BOMAP Connect enables access to all process-related data such as EVIB or ECONOMIZER value, frequency, amplitude, temperature, speed and direction.

With the optional BOMAP antenna, the map display of the compaction process achieves GPS positioning with "track-to-track" precision accuracy of up to 20 centimeters (7.8 inches). This guarantees exact results on all sites even in poor visibility and weather conditions. Even on complex and inner-city job sites where space is at a premium, you receive highly accurate compaction results and documentation.

The antenna is simple to use and connect to BOMAP via Bluetooth. It can be mounted on BOMAG and competitive rollers alike with a magnetic base and is supplied with a universal wire harness, which provides 12V power to the antenna.

Third-party machines in the fleet also interconnect and help to generate a compaction record across the construction site for pass counting and mapping, meaning you have the ability to meet any future tender requirements such as Continuous Compaction Control. BOMAP Connect can also interface directly with systems such as VETA for reporting requirements.

"Mixed fleets can be monitored and tracked without extensive equipment or added costs," said Erdmann. "BOMAP Connect offers everything in one solution for maximally efficient soil and asphalt compaction, providing all the data you need when you need it, on-site or in the office." ■

Smartphones and tablets with the BOMAP Connect app can be mounted inside the machine's cab, and operators can see real-time compaction data.





INDECO

A TOOL FOR EVERY JOB



Hammers-Compactors- Pulverizers - Multi Grabs - Multiprocessors- Mulching Heads-Steel Shears

Since 1976, INDECO hydraulic attachments have offered solutions to contractors in the earthmoving, demolition, scrap metal, aggregate production, and mining spaces.

With a selection of products suited to install on excavators between 1 and 100 tons, INDECO has helped modernize the way many jobs are performed.

As the landscape of machinery has evolved, so too has INDECO's product line to meet the changing needs of today's customer. In partnership with Road Machinery, INDECO is proud to offer you:

A Tool For Every Job.

www.indeco-breakers.com



Small dozers with integrated technology give you the ability to run automatics from grass to grade



Jon Jennings,
Product Marketing
Manager, Komatsu

Small dozers have generally been considered finish grading machines. They are usually put on job sites to clean up or place the topsoil.

"House pads and sites where space is at a premium have mostly been the applications where you find dozers under 22,000 pounds," said Jon Jennings, product marketing manager, Komatsu. "They normally have not been viewed as 'grass to grade' or high production machines where you are doing everything from stripping to finishing."

Jennings said that view is evolving with today's technology.

"If you have a site that involves a large amount of dirt where thousands of yards have to be moved each day, larger dozers are still your best bet," explained Jennings. "However, smaller dozers equipped with GPS are gaining popularity on medium-sized projects. As the needs for staking and surveying are reduced, there is less need to stop and check grade, so operators can continue to push dirt and be more productive. The ability to do that with a smaller dozer that uses less fuel is a significant advantage."

It's even better when the technology is integrated because it further reduces owning and operating costs, according to Jennings.

"Not having to take down and put up masts and cables gives you more production time, and there is a reduced risk of injury," stated Jennings. "You also don't have those items getting damaged, so the expense of replacing them is eliminated."

Quick Specs

Model	Net Horsepower	Operating Weight	Blade Capacity
D39EXi-24	105 hp	21,848 lb	2.89 cu yd
D39PXi-24	105 hp	22,774 lb	2.89 cu yd

New technology, such as Proactive Dozing Control, combined with integrated intelligent Machine Control allows automatic grade control from rough cut to finish grade on a wide range of job sites. "The ability to use automatics from first pass to last, instead of just during finish grading, significantly reduces the time it takes to reach target elevation," said Jon Jennings, product marketing manager, Komatsu.



Learns as it works

Komatsu introduced factory-integrated intelligent Machine Control (iMC) GPS on dozers nearly a decade ago. It recently brought iMC 2.0 to market with added technology that enables operators at all skill levels to be even more effective at moving dirt productively and efficiently, according to Jennings.

Among Komatsu's iMC 2.0 dozers is the 105-horsepower D39i-24, the smallest in the lineup. Like its larger counterparts, it has the same new features, including Proactive Dozing Control that enables operators to cut/strip from existing terrain, regardless of their experience level. The dozer measures the terrain as it tracks over it and uses the data to plan the next pass — improving productivity by up to 60%, compared to previous models.

"The ability to use automatics from first pass to last, instead of just during finish grading, significantly reduces the time it takes to reach target elevation," said Jennings. "Proactive Dozing Control decides on the action — such as whether to cut and carry material, spread or fill that material, or whether it should finish grade."



New technology features combined with iMC 2.0 give operators of small dozers the ability to do more with one machine. "The D39i-24 offers greater versatility," said Jon Jennings, product marketing manager, Komatsu. "It can be the biggest machine a contractor needs, or it can be a scalpel on a larger job site. The possibilities are extensive."

Additional new technology features include:

- Lift layer control, which optimizes earthwork productivity with the press of a button. Time savings are realized because each layer is precise, reducing or eliminating the need for rework for over or under compaction.
- Tilt steering control that automatically tilts the blade to maintain straight travel during rough dozing and reduces operator steering input by up to 80%.
- Quick surface creation that lets operators create a temporary design surface with the press of a button. Combined with other iMC 2.0 functions, crews can begin stripping or spreading using automated input, while waiting for the finish grade model.
- iMC 2.0 models with dual antennas and added satellite systems to improve satellite coverage, which gives operators the ability to work in more challenging areas, such as near woods or on urban job sites.

"The D39i-24 offers greater versatility, and the new technology opens up a lot of possibilities for all types of businesses," said Jennings. "It can be the biggest machine a contractor needs, or it can be a scalpel on a larger job site. For instance, a small homebuilder could use it to level house pads, or a landscaper can build a pond or create a unique surface. A large site work company may backfill curbs or build a drainage ditch with it, while it utilizes a bigger dozer for mass cut/fill operations.

"The possibilities are extensive, and as an added bonus, its size allows for transport on a tag trailer behind a dump truck, so it would be a great tool for those just starting their own business, who want to be highly competitive and productive right away," Jennings added. "There are some additional upgrades as well, such as LED lights and Bluetooth. We encourage anyone looking for a small dozer with the ability to be more than a finish grading machine to contact their distributor for a demonstration or more information." ■



Discover more

NPK



npkce.com



ALL THE RIGHT ATTACHMENTS

NPK manufactures an extensive line of the most productive attachments, offering you a wide variety of solutions to most of your construction, demolition, recycling, mining and quarrying needs! The NPK trademark has become a symbol for quality products worldwide, including the greatest selection of hydraulic hammers, compactors, sheet pile drivers, concrete crushers, material processors, demolition shears, demolition grabs and pedestal breaker systems.



PLEASE CONTACT YOUR LOCAL ROAD MACHINERY LLC BRANCH:

**ROAD
MACHINERY**
www.roadmachinery.com

PHOENIX, AZ • (480) 545-2400
TUCSON, AZ • (520) 623-8681
PRESCOTT, AZ • (928) 778-5621
FRESNO, CA • (559) 834-3149
PERRIS, CA • (909) 355-3600
REDDING, CA • (530) 229-3820

SACRAMENTO, CA • (916) 375-3540
SANTA ROSA • (707) 544-4147
BAKERSFIELD, CA • (661) 695-4830
HAYWARD, CA • (510) 659-1903
PICO RIVERA, CA • (562) 699-6767
MOJAVE, CA • (661) 824-2319

Want a versatile loader with the capacity to load highway trucks quickly?

Loading and moving materials in as few passes and cycles as possible not only helps increase productivity, but it also reduces costly wear and tear on machines. One versatile machine that offers that across multiple applications provides a distinct advantage.

"The WA480-8 yard loader arrangement is designed to be a 3-pass match for loading aggregate and other processed materials into highway trucks," said Adam Braun, Komatsu product marketing manager. "It is also adaptable for use in infrastructure, forestry and non-residential construction applications."

A host of new features contribute to its high production in truck loading, carrying, stockpiling and hopper charging applications. Among them is a Komatsu designed, 7.2-cubic-yard bucket with curved side edges built to minimize spillage. Its internal space and shape provide smooth material flow, and the long bucket jaw and decreased strike plane angle results in easy fill and low resistance during pile penetration. Operators can easily see how much material is in the bucket with the integrated load meter system in the cab.

More than 1,400 pounds of added counterweight compared to a standard WA480-8 gives the yard loader arrangement the ability to handle increased bucket capacity and improves stability. Low-profile tires with increased ground contact and new heavy-duty front and rear axles provide additional stability. The front and rear frame have been redesigned on the yard loader arrangement with an increased diameter for a larger center hinge pin that connects the two.

Added productivity features include excellent visibility to the pile and surroundings, an easy-to-operate Advanced Joystick Steering System (AJSS), and a comfortable air-suspension seat. Outside the cab, there are front frame steps, a folding left-hand mirror, tie off points and a front cab grab rail.

Maximized brake life

Another highlight of the WA480-8 yard loader arrangement is the new highly efficient air-cooled braking system designed to

maximize brake life in extended load-and-carry or high-speed applications. The dedicated system enhances higher cooling efficiency even in tough environments. In severe test conditions, the cooling system demonstrated a 56 to 58 degree Fahrenheit better cooling effect.

"Stable cooling performance under high duty cycle operation reduces the risk of hydraulic oil overheating," said Braun. "The electric drive pump has a sensor that senses the axle temperature and activates only when needed." ■



To learn more about the new WA480-8 yard loader arrangement, visit <https://www.komatsu.com/en/products/wheel-loaders/large-wheel-loaders/wa480-8/>



Adam Braun,
Product Marketing
Manager, Komatsu

Komatsu's new WA480-8 yard loader arrangement is designed to be a 3-pass match for loading aggregate and other processed materials into highway trucks. It features a 7.2-cubic-yard bucket with curved side edges built to minimize spillage. A highly efficient air-cooled braking system helps maximize brake life in extended load-and-carry or high-speed applications.



New Komatsu D475A-8 mining dozer features re-engineered mainframe, delivers higher levels of production



Joseph Sollitt,
Senior Product
Manager, Komatsu

For more information
about the new D475A-8,
visit <https://www.komatsu.com/en/products/dozers/surface-mining-dozers/d475a-8/>



On mining sites, support machines like dozers can directly impact productivity by keeping blasting, loading and dumping areas clean, enabling loading and hauling equipment to work more efficiently. If your operation needs a versatile mining dozer that can go from ripping solid rock to cleaning up around a dragline, the new Komatsu D475A-8 may be the right fit for you.

Using extensive customer feedback, Komatsu re-engineered the D475A-8 mainframe to target twice the life of previous models — now 60,000-plus hours — and withstand multiple rebuild/overhaul cycles. Its low center of gravity provides machine stability, and long and consistent track on ground length offers more traction, pushing power, ripping efficiency and less shoe slippage. Track shoe slip control automatically controls engine speed and minimizes slip during ripping.

Added horsepower (890 net hp forward, 968 net hp reverse at 2,000 rpm) can help provide faster ground speeds, shorter cycle times and more production per hour. The D475A-8's high horsepower in reverse means the lock-up converter stays engaged more frequently, allowing significantly higher levels of production, especially when pushing down slopes.

"Automatic gearshift mode allows the powertrain to automatically engage the torque converter

lockup clutch," said Komatsu's Joseph Sollitt, senior product manager. "Locking up the torque converter reduces parasitic losses within the converter and transmits engine power directly to the transmission, increasing ground speed. That achieves efficiencies comparable to a direct drive and decreases fuel consumption up to 10% compared to manual gearshift operation."

Blade increases efficiency

Operators can boost efficiency by utilizing blade auto-pitch mode, which is designed to increase dozing efficiency while reducing the amount of operator input required. The all-new blade support structure is designed to significantly reduce blade side sway. The dozer also has enhanced visibility to the blade.

Improvements to the cab make the D475A-8 more comfortable to operate throughout long shifts. Ergonomically placed touch points and palm control joysticks make operation easier. Additional comfort features include improved visibility to the ripper shank, a rearview monitoring system and a heated, ventilated air-suspension seat. The redesigned undercarriage reduces shock and vibrations when the dozer travels over rough terrain.

"It is engineered to minimize downtime," Sollitt noted. "Maintenance is efficient with centralized grease points, a ground-level fluid service center, and battery and starter isolators with lockout/tagout functionality." ■

The D475A-8's re-engineered mainframe targets twice the life of previous models — now 60,000-plus hours — and withstands multiple rebuild/overhaul cycles. It has added horsepower that contributes to increased production and a blade auto-pitch mode designed to increase dozing efficiency.



Construction teams can visualize the status of their job sites in one snapshot with Smart Construction Dashboard

To better manage their businesses, construction operations teams need a go-to solution to visualize the status of their job sites. With Komatsu's Smart Construction Dashboard, they can.

Built to support the digital transformation of customers' work sites, Komatsu's suite of Smart Construction solutions leverages the power of the Internet of Things (IoT) to help customers orchestrate construction planning, with the aim to better handle management and scheduling, streamline costs, and optimize processes remotely — in near real time.

Smart Construction Dashboard is designed to be used daily and combines data from multiple sources into one comprehensive picture. It provides contractors with 3D graphic visualization of all design, drone and machine data to measure cuts/fills, quantities and productivity. Site progress can be viewed with timeline functions (including playback) in terms of whole-site visuals, cross-sections and individual measurements.

With Smart Construction Dashboard you can:

- Confirm a pre-bid topographical map is correct.

- Track job site progress in near real time.
- Document site conditions as evidence for change orders.
- Quickly and easily measure stockpile quantities.

"What is really cool is that the flight surface data from our drone is loaded to the Smart Construction Dashboard, and we can very quickly see changes — the actual progress," said Andie Rodenkirch, project manager for Hunzinger Construction Company. The firm is using the Smart Construction Dashboard as it builds Komatsu Mining Corp.'s new headquarters in Milwaukee. "Technologies that let operators do the job one time — and do it correctly — increase efficiency, so it's been a great tool for us."

Smart Construction Dashboard is powered by the 3D visualization power and geospatial accuracy of Cesium, a leading platform to visualize, analyze and share 3D data. Cesium's 3D visualization engine combines video game computer graphics technology with accuracy that ties data to its precise location on the globe. ■

You can learn more about Komatsu's suite of Smart Construction solutions at <https://www.komatsuamerica.com/smart-construction/solutions>.

Komatsu's new Smart Construction Dashboard is designed to be used daily and combines data from multiple sources into one comprehensive picture. It provides contractors with 3D graphic visualization of all design, drone and machine data to measure cuts/fills, quantities and productivity. Site progress can be viewed with timeline functions (including playback) in terms of whole-site visuals, cross-sections and individual measurements.



Want more actionable data from your telematics system? My Komatsu updates improve fleet management



Rizwan Mirza,
Manager, Telematics,
Digital Support
Solutions for
Komatsu



Michael Carranza,
Manager,
Digital Support
Solutions for
Komatsu

Next to your staff, nothing is more important than the health of the machinery you rely on to run your business. Fleet management is essential in maintaining peak performance during its lifetime.

"If you are not tracking critical data, there's a chance you are missing something that will eventually lead to a catastrophic failure, or is driving up your owning and operating costs," said Rizwan Mirza, manager, telematics, digital support solutions for Komatsu. "In the past, getting that information was a challenge. You likely had to drive to job sites and physically check the machines or wait for on-site personnel for information. If you wanted parts, that involved additional phone calls or trips, which took a lot of valuable time."

Mirza pointed out that during the past few years fleet management has become simpler and more convenient.

"Telematics really changed the game," commented Michael Carranza, manager, digital support solutions for Komatsu. "You can now log onto a desktop computer or mobile device to track hours and location, check idle time and error codes, order parts, and more with a few clicks or swipes. Many offer health reports and

equipment manuals. Telematics have increased fleet management efficiency tremendously."

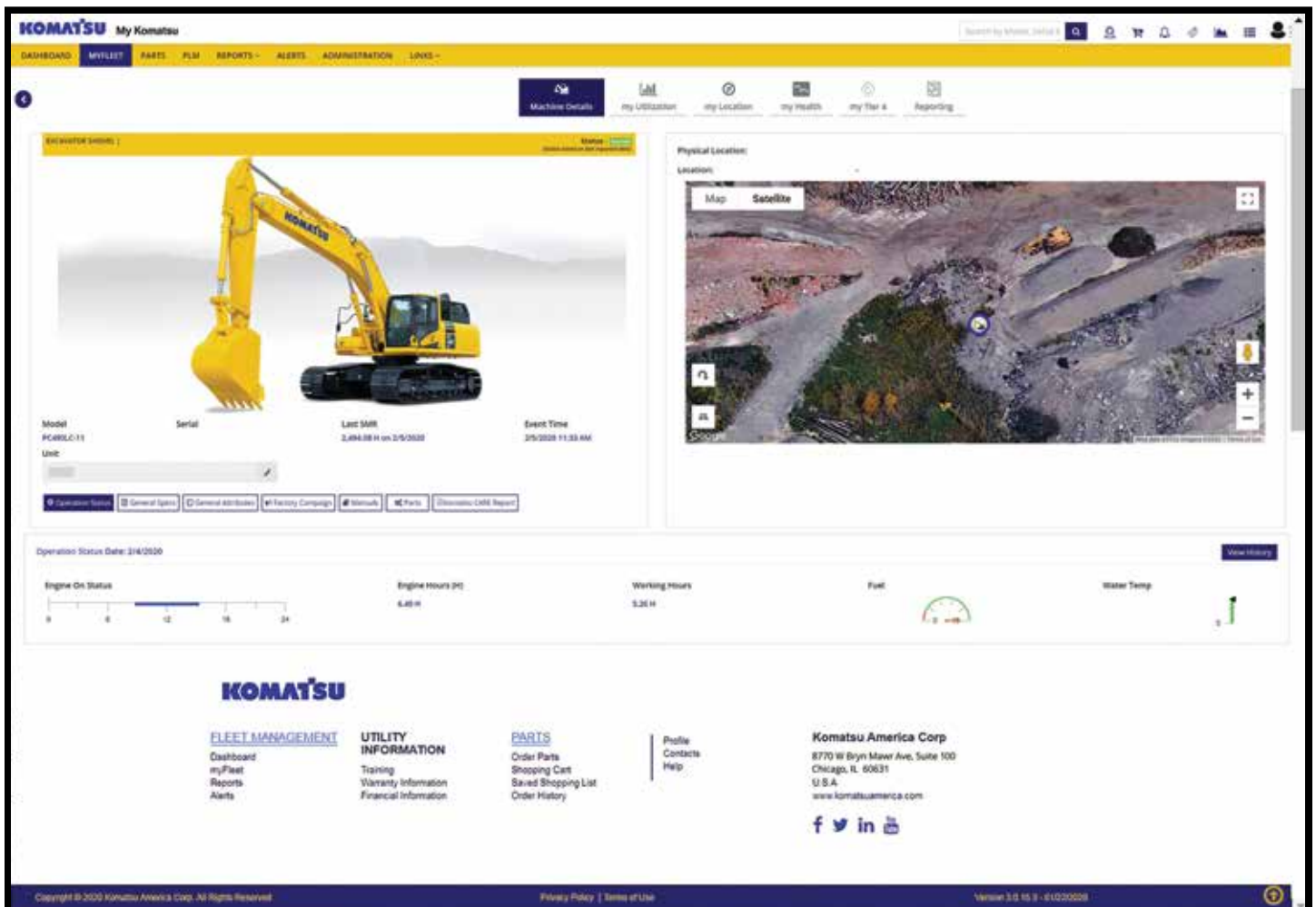
Carranza added that a single source that gives you the ability to access and manage your machines' telematics data, software, parts and service manuals — as well as order parts — is a significant advantage. "It's more efficient, saves time and ultimately reduces downtime," said Carranza.

Komatsu offers that single source of support with its My Komatsu web-based solution for fleet management and e-commerce that integrates 20 legacy systems. According to Mirza, it allows you to mine actionable intelligence designed to help you run your business more effectively — 24 hours a day, seven days a week.

"Developed with extensive customer research and user feedback, My Komatsu is a centralized, user-focused content hub created to help you harness the power of technology," said Mirza. "It uses telematics data to recommend solutions based on your needs and actual usage. You can be confident that data is accurate and reliable. You can get insights that help keep owning and operating costs low, order parts and Smart Construction solutions quickly and easily, and much more."

The My Komatsu mobile app gives you on-the-go fleet management capabilities, such as an optimized view of how equipment is being used and machine health. You can also order parts and have them delivered to the job site; set alerts to be notified of order status, excessive engine hours, idle time and fuel consumption; see factory campaigns; and much more.





My Komatsu provides a wealth of data for improved fleet management. “My Komatsu is a centralized, user-focused content hub created to help you harness the power of technology,” said Rizwan Mirza, manager, telematics, digital support solutions for Komatsu. “It uses telematics data to recommend solutions based on your needs and actual usage. You can be confident that data is accurate and reliable. You can get insights that help keep owning and operating costs low.”

Additional data available through My Komatsu includes Komatsu Oil and Wear Analysis (KOWA) information, recommended parts, parts promotions, abnormality and fault tree analysis, open factory campaigns, maintenance quick stats, video tutorials, and telemetry data for intelligent Machine Control dozers and excavators.

New mobile app for greater convenience

In its earliest days, telematics information was accessed through web-based platforms, and fleet managers used computers at their home or office. Today’s telematics are mobile with apps for smartphones and tablets.

“Mobile apps such as our new My Komatsu have many of the same features as our web-based solution — the ability to see key metrics used to drive fleet management decisions, for example,” said Carranza. “The My Komatsu app has some unique differentiators, including offline capabilities and driving directions that take you to a registered machine that you may need to visit. It has an optimized view and an online parts ordering experience for mobile devices.”

Mirza added that mobile apps provide true on-the-go fleet management capabilities.

“It’s designed to help maximize the value of your equipment by letting you remotely manage from anywhere,” said Mirza. “With the My Komatsu mobile app you can view how equipment is being used and machine health; look up and order parts and have them delivered to the job site; set alerts to be notified of order status, excessive engine hours, idle time and fuel consumption; see factory campaigns; and much more.

“We encourage anyone who has machinery to use telematics for improved fleet management and to download the My Komatsu mobile app to track your Komatsu equipment,” he added. “It’s available for Android on Google Play and through the App Store for Apple devices. If you already have a My Komatsu web-based account, the mobile app can be linked to it. If not, your Komatsu dealer will be glad to help you set up an account after you download the app.” ■



1-800-989-7121
www.roadmachinery.com

ROAD MACHINERY IS YOUR FULL-SERVICE PROVIDER

Helping you manage operating costs and minimize downtime with Planned Maintenance and major Component Rebuild.

FULL-EQUIPMENT REPAIR SHOP

No heavy equipment repair is too big, no repair job is too small for our in-shop and field service!

Product Support

We are a Komatsu equipment distributor for equipment. Sales and Rentals, plus Parts & Service. We have 66 years of Mining and Construction Equipment, Shop, and Field Service Repair experience.

Over these years, a wide range of heavy equipment brands and models have had complete second life rebuilds performed in this facility and as well as in the field by our techs. By working closely with our Remanufacturing Shops with the component rebuilds, gives us a distinct advantage in price and turn times.



Shop Service

Our Construction Equipment Shops are continually updated with the latest diagnostics and tooling to perform inspections, maintenance items, warranty work, major repair, and undercarriage refurbishment. Indoor and outdoor concrete bays for projects requiring additional workspace and forklift accessibility.

Field Service

Our Field Service operates a fleet of fully outfitted service trucks with the latest testing and diagnostic equipment. Also, a fully equipped full-service preventive maintenance lube truck.

Our Field Machining Services is an extension of the Construction Equipment Shop with an arsenal of portable machining tools, including drills, up to 24" boring equipment, flange facing equipment, precision grinders, full welding capability, and much more. Construction Equipment offers 24 hr. callout parts and service availability.

COMPLETE HYDRAULIC SERVICES

If it's hydraulic and we can get the parts, we can service, repair, or rebuild it!

Cylinders and Suspensions

Repair damaged surfaces to OEM specifications. We replate, weld repair, and retube as required. We test under operating conditions throughout the entire stroke on special test equipment engineered and built by RML.

Machine and Welding Shops

State-of-the-art equipment for hydraulic equipment repair and testing. An 80,000 ft² Tucson facility Shop that offers custom machining and metal fabrication.



Hydraulic Pumps, Motors, Valves

Repair or rebuild any brand, any model. Totally enclosed, dust-free, temperature-controlled clean room. Testing assures the performance of rebuilt/repared components to meet OEM standards.

Chrome Plating

If possible, we minimize rebuild costs with a chrome surface repair 13' deep plating tanks that can completely chrome vital components up to 22' in length. We meet all county and state environmental regulations.



COMPLETE COMPONENT REBUILD

We are the industry leader in rebuilding and repairing electric drive truck components for all makes. Road Machinery has been overhauling and remanufacturing diesel engines since 1982.

Transmission Department

A 4-bay shop is fully equipped to re-manufacture, repair, test transmission, final differential drives, and torque converters.



Engine Overhaul Department (EOD)

Specialize in Komatsu, Cummins, Caterpillar, and Detroit Diesel engine rebuilds. Each component is completely disassembled, cleaned, and inspected using OEM re-usability criteria. All sub-assemblies (including turbochargers, water pump, fuel pump, etc.) are rebuilt or replaced.



Electrical Rotating Department (ERO)

Repair and rebuild electric drive truck components for any brand, any model. Specialize in the complete overhaul of Komatsu, Terex & Liebherr truck electric wheel motors, alternators, grid blowers, and generators manufactured by G.E., Siemens, and Kato.

ROAD MACHINERY

ROADMACHINERY.COM | Locations in Arizona & California

KOMATSU

602-338-2551

delkovich@roadmachinery.com

bk15ah



2017 DEERE 210L s/n 1T8210LXTGF893656 w/ 4,480 hrs., includes Cab, G.P. Bucket & Box w/ Rippers\$49,500

bl27uy



2014 CATERPILLAR 420F s/n SKR03986 w/ 4,230 hrs., includes O-Rops, G.P. Bucket, Extendahoe & 18" Bucket\$49,500

bi49kd



2018 TERRAMAC RT14 s/n 14G0065 w/ 550 hrs., includes Tailgate\$197,000

bk56qy



2017 TERRAMAC RT9 s/n 9F0232 w/ 947 hrs., includes Tailgate\$118,000

bi49kb



2017 TERRAMAC RT14 s/n 14C0032 w/ 750 hrs., includes Tailgate\$159,500

bi83zz



2018 TERRAMAC RT6 s/n 6G0024 w/ 653 hrs., includes Tailgate\$98,000

bl79vv



2017 DYNAPAC CA1300D s/n 20755 w/ 10 hrs.,\$49,500

bl79wa



2018 DYNAPAC CA2500PD s/n 21008 w/ 100 hrs.,\$89,500

bi96as



2017 DYNAPAC CA1400PD s/n 10000169JHA020757 w/ 100 hrs., includes Pad Foot & O-Rops\$62,500

bj06lm



2017 DYNAPAC CT3000 s/n 10000513JHB005440 w/ 525 hrs., includes P.O.R\$239,500

bi49kx



2017 KOMATSU D61EXi-24 s/n 40620 w/ 2,550 hrs., includes PAT Blade & Ripper...\$249,500

bi49kj



2019 KOMATSU GD655-6 s/n 60526 w/ 725 hrs., includes 14" Blade & Ripper....\$265,500

bm15db



2018 KOMATSU PC360 LC-11 s/n 90718 w/ 1,100 hrs., includes Aux Hyd., Thumb & Q.C.\$259,500

bk54tg



2017 KOMATSU PC88MR-10 s/n 8132 w/ 2,200 hrs., Aux Hyd., Wain Roy Q.C. & 36" Bucket\$75,000

Whenever, Wherever, However Needed

LOCATIONS IN CALIFORNIA and ARIZONA
Please call for availability on equipment shown





SERVING OUR CUSTOMERS
FOR OVER 66 YEARS. >>>>>

WHENEVER, WHEREVER
AND HOWEVER NEEDED

ARIZONA

Phoenix 480.545.2400

Prescott 928.778.5621

Tucson 520.623.8681

Corporate 602.252.7121

CALIFORNIA

Bakersfield 661.695.4830

Fresno 559.834.3149

Hayward 510.659.1903

Mojave 661.824.2319

Perris 909.355.3600

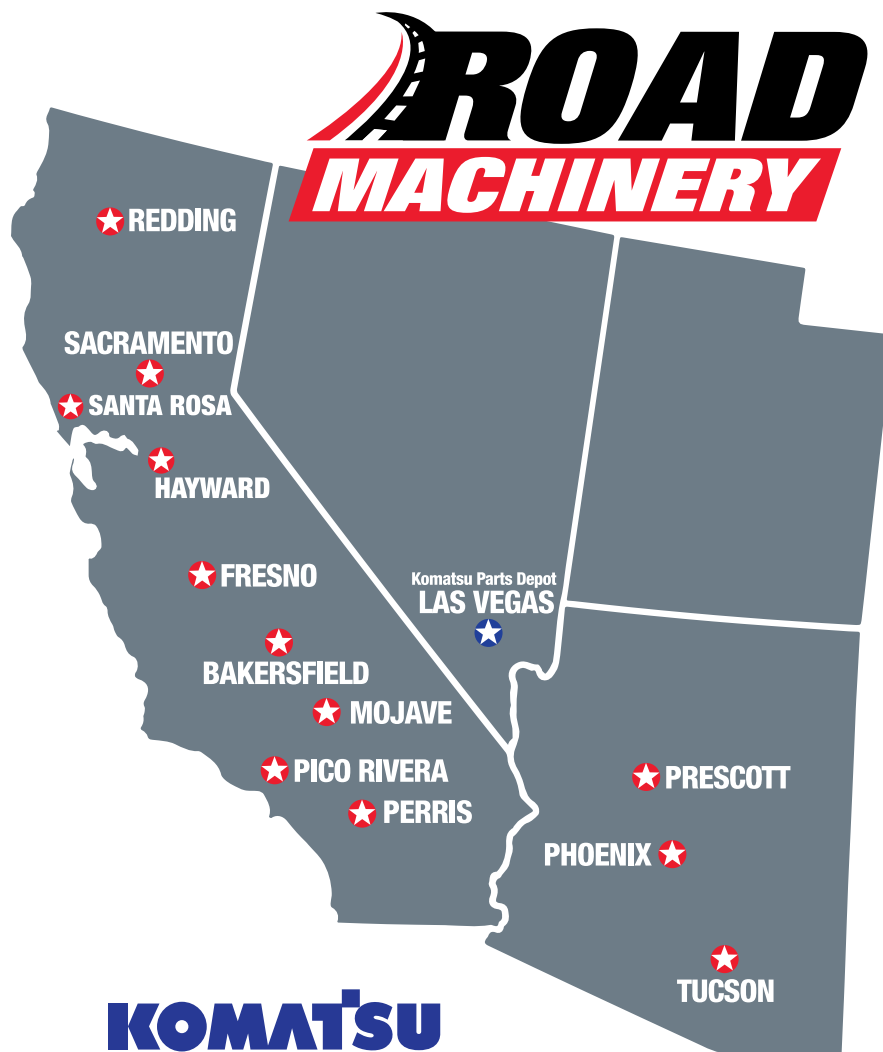
Pico Rivera 562.699.6767

Redding 530.229.3820

Sacramento 916.375.3540

Santa Rosa 707.544.4147

THANK YOU TO ALL OF OUR CUSTOMERS
WHO MADE THE LAST 66 YEARS POSSIBLE.



KOMATSU



ROADMACHINERY.COM